

Toyota Powered Stacker Trucks

The BT Staxio Range



BT Staxio

the complete range of powered stacker trucks from Toyota Material Handling

BT Staxio W-series Pedestrian-operated stackers



Compact pedestrian stackers for easy use
in congested areas or on-board vehicles

0.8 – 1.4 tonnes load capacities

Lift heights up to 4.8 m

BT Staxio P-series Stackers with driver platform



Compact and manoeuvrable stackers with
choice of platforms for high-speed travel

1.2 – 2.0 tonnes load capacities

Lift heights up to 5.4 m

BT Staxio S-series

Stand-in stackers



Enclosed cab and transverse driving position for work in congested areas
1.35 – 1.6 tonnes load capacities
Lift heights up to 6.3 m

Pages 10-11

BT Staxio R-series

Rider-seated stackers



Designed and built for intensive stacking operations
1.35 – 1.6 tonnes load capacities
Lift heights up to 6.3 m

Pages 12-13



The HWE100 is the simplest model in the BT Staxio W-series – a compact truck that provides safe, easy horizontal pallet movement and stacking in low-intensity applications. The HWE100's low weight, compact size and 1000 kg load capacity make it ideal in a wide range of applications.



HWE100



The HWE100S offers the same features as the HWE100 but also has straddle arms for handling different pallet sizes. Both models have a maximum lift height of two metres.



BT Staxio W-series

Pedestrian-operated stacker trucks

BT Staxio HWE models are light enough to be used on mezzanine floors and are ideal for low-intensity use in public environments such as shops and hospitals.

5-point chassis

BT Staxio W-series boasts a 5-point chassis that is unique to Toyota for excellent stability and control.

Automatic height adjustment

This option uses a photocell to monitor the height of the top of the load. As items are moved on and off, the fork height is automatically adjusted to a comfortable level for the operator.

Adjustable fork width

The HWE100S has support arms that straddle the load allowing an adjustable fork width. The support arm width can also be easily adjusted if the requirements of the application change.

TPS-based reliability

Like all Toyota trucks, BT Staxio trucks are built according to the Toyota Production System, assuring the highest levels of quality, durability and reliability.

● standard ○ option

	Safety	Durability	Productivity	Driveability	BT Staxio HWE100	BT Staxio HWE100S
Truck features						
Adjustable fork width						●
Automatic height adjustment	●				○	○
Automatic parking brake					●	●
Electronic braking system	●	●			●	●
Electronic speed control	●				●	●
Spring-loaded castors with dampers	●	●			●	●
Straddle support arm version						●
Controls and instruments						
180°+ steering					●	●
Electronic fingertip controls	●				●	●
Emergency collision button	●				●	●
Emergency cut-off	●				●	●
Hour meter					○	○
Parking brake	●				●	●
Tiller arm steering	●				●	●
Operator features						
Storage compartments					●	●
Maintenance features						
Easy access for maintenance		●	●		●	●
Fault diagnosis facility		●	●		●	●
Lubrication points		●			●	●
Battery management features						
Battery status indicator		●			○	○
Built-in charger				●	●	●



- Automatic height adjustment option
- Built-in charger
- Easy access for efficient servicing, plus maintenance-free batteries
- HWE100S model can handle a variety of pallet sizes thanks to its adjustable straddle forks

Load capacity: 1.0 t @ 600 mm load centre
 Maximum lift height: 2.0 m
 Maximum battery capacity: 63 Ah



BT Staxio W-series

Pedestrian-operated stacker trucks

The BT Staxio W-series is designed to let the operator get on with the job – simply and safely. The trucks provide essential lifting power in warehouses and retail premises, where safety and manoeuvrability are particularly important.

Wide choice of models

The BT Staxio W-series includes a simple mono-mast version for lower and lighter load handling (SWE080L), versions with elevating support arms for extra low level capacity (SWE120L/SWE140L), a version with adjustable fork width and straddle support arms (SWE120S) and a version that is designed for double load handling (SWE200D).

5-point chassis

BT Staxio W-series boasts BT's unique 5-point chassis for excellent stability and control, especially on ramps and uneven surfaces.

Central steering arm

The steering arm is placed centrally, allowing even turning in both directions and a consistently small turning radius.

Handling with care – just Click-2-Creep

Finite positioning is easy with these BT Staxio W-series trucks. The unique click-2-creep feature means that by simply double-clicking the control lever the truck is set to creep speed, allowing safe control in tight situations.

Totalview concept

Designed with Toyota's Totalview concept, SWE models offer clear-view masts and eye-lines from the operating position to the fork tips.

TPS-based reliability

Like all Toyota trucks, BT Staxio trucks are built according to the Toyota Production System, assuring the highest levels of quality, durability and reliability.

● standard ○ option

	Safety	Durability	Productivity	BT Staxio SWE080L	BT Staxio SWE100	BT Staxio SWE120	BT Staxio SWE120L	BT Staxio SWE120S	BT Staxio SWE140	BT Staxio SWE140L	BT Staxio SWE200D
Truck features											
Adjustable fork width			●					●			
Automatic height adjustment	●				○						
Automatic parking brake	●				●	●	●	●	●	●	●
Bogie fork wheels				○	○	○	○	○	○	○	●
BT Castorlink	●			●							
BT Powerdrive		●		●	●	●	●	●	●	●	●
Choice of chassis widths									●	●	
Clear-view mast	●				○	○	○	○	○	○	○
Double pallet handling											●
Electronic braking system	●			●	●	●	●	●	●	●	●
Electronic regenerative brakes (motor)	●			●	●	●	●	●	●	●	●
Electronic speed control	●			●	●	●	●	●	●	●	●
Elevating support arms				●			●			●	●
High-capacity battery models					○	○	○	○	○	○	○
Load support					○	○	○	○	○	○	○
Spring-loaded drive wheel	●	●		●	●	●	●	●	●	●	●
Straddle support arm version										●	
Controls and instruments											
180°+ steering			●	●	●	●	●	●	●	●	●
208° steering				●	●	●	●	●			●
Access Control (PIN codes)	●			●	●	●	●	●	●	●	●
Automatic deceleration	●			●	●	●	●	●	●	●	●
Click-2-Creep	●			●	●	●	●	●	●	●	●
Creep speed function	●			●	●	●	●	●	●	●	●
Drive motor temperature warning	●	●		●	●	●	●	●	●	●	●
E-bar				○	○	○	○	○	○	○	○
Electronic controller temperature warning	●	●		●	●	●	●	●	●	●	●
Electronic fingertip controls	●			●	●	●	●	●	●	●	●
Emergency collision button	●			●	●	●	●	●	●	●	●
Emergency cut-off	●			●	●	●	●	●	●	●	●
Hour meter				●	●	●	●	●	●	●	●
On-board data terminal mount				○	○	○	○	○	○	○	○
Parking brake	●			●	●	●	●	●	●	●	●
Sensi-lift				○	○	○	○	○	○	○	○
Temporary speed reduction ('turtle' button)	○			○	○	○	○	○	○	○	○
Tiller arm steering	●			●	●	●	●	●	●	●	●
Smart Access (electronic card/fob)	●			○	○	○	○	○	○	○	○
Operator features											
Driver-adapted programmable performance	●			●	●	●	●	●	●	●	●
Flip-down driver platform				○	○	○	○	○	○	○	○
Shrinkwrap holder				○	○	○	○	○	○	○	○
Storage compartments				●	●	●	●	●	●	●	●
Writing table				○	○	○	○	○	○	○	○
Maintenance features											
Easy access for maintenance	●	●		●	●	●	●	●	●	●	●
Fault diagnosis facility	●	●		●	●	●	●	●	●	●	●
Historic fault log	●	●		●	●	●	●	●	●	●	●
Battery management features											
Battery discharge prevention system	●	●		●	●	●	●	●	●	●	●
Battery status indicator	●	●		●	●	●	●	●	●	●	●
Built-in charger				○	○	○	○	○	○	○	○
Sideways battery change				○	○	○	○	○	○	○	○
Special applications											
Coldstore version		●		○	○	○	○	○	○	○	○
EEx version (ATEX)	●			○	○	○	○	○	○	○	○




- The tiller arm length is optimised for safety, keeping the operator's feet away from the truck
- 5-point chassis
- BT Totalview
- Ergonomic control handle, with emergency 'belly button' which, to avoid trapping, briefly reverses the truck if depressed

Load capacity: 0.8, 1.0, 1.2, 1.4 t
@ 600 mm load centre
Maximum lift height: 4.8 m
Maximum battery capacity: 375 Ah

options





Reach truck version - RWE120



BT Staxio P-series

Stackers with driver platform

BT Staxio P-series trucks are fast, smooth, and stable in all conditions. Combined with large battery capacities and sideways battery change, the BT Staxio P-series will lift your productivity.

Wide choice of models

The BT Staxio P-series includes versions with elevating support arms for extra low level capacity (SPE125L/SPE160L/SPE200L), a version with adjustable fork width and straddle support arms (SPE135S) and a version that is designed for double load handling (SPE200D).

Reach truck versions

The RWE120 model further expands the versatility of the range with moving mast or pantograph-based fork carriage, providing a reach function for flexible operation.

Grip, not slip – and stability too

All BT Staxio P-series models are built on BT's patented Powertrak chassis. A hydraulic system ensures that the down force applied to the drive wheel is proportional to the weight of the load on the forks, for optimum traction, but also the height of the forks to ensure maximum stability.

Sensi-lift

Lifting speed on all BT Staxio models can be precisely controlled using the intuitively designed rocker switch on the truck handle. This allows faster workcycles, as the operator has excellent control over the load at all times. The lifting movement stops as soon as the switch is released, for effective placement and retrieval. This reduces the risk of error, and drives down costs.

5-point chassis

BT Staxio P-series boasts BT's unique 5-point chassis for excellent stability and control, especially on ramps and uneven surfaces.

Vertical performance

Lift/lower performance is best-in-class, meaning less time spent stationary and more time moving loads.

TPS-based reliability

Like all Toyota trucks, BT Staxio trucks are built according to the Toyota Production System, assuring the highest levels of quality, durability and reliability.

● standard ○ option

	Safety	Durability	Productivity	Driveability	BT Staxio SPE125	BT Staxio SPE125L	BT Staxio SPE135S	BT Staxio SPE160	BT Staxio SPE160L	BT Staxio SPE200	BT Staxio SPE200L	BT Staxio SPE200D	BT Staxio RWE120
Truck features													
Adjustable fork width									●				
Automatic parking brake	●				●	●	●	●	●	●	●	●	●
Bogie fork wheels					●	●	●	●	●	●	●	●	●
BT Powerdrive		●			●	●	●	●	●	●	●	●	●
Choice of chassis widths					○	○	○	○	○	○	○	○	○
Clear-view mast	●				●	●	●	●	●	●	●	●	●
Clear-view overhead guard	●				○	○	○	○	○	○	○	○	○
Double pallet handling					●			●		●	●	●	●
Electronic braking system	●	●			●	●	●	●	●	●	●	●	●
Electronic regenerative brakes (motor)	●	●			●	●	●	●	●	●	●	●	●
Electronic speed control	●	●			●	●	●	●	●	●	●	●	●
Elevating support arms					●			●		●	●	●	●
High-capacity battery models					●	●	●	●	●	●	●	●	●
Load support	●				○	○	○	○	○	○	○	○	○
Pantograph fork mechanism													●
Powertrak traction system	●	●			●	●	●	●	●	●	●	●	●
Reach mast and adjustable forks													●
Spring-loaded drive wheel	●	●			●	●	●	●	●	●	●	●	●
Straddle support arm version					●								●
Controls and instruments													
180°+ steering					●	●	●	●	●	●	●	●	●
Access Control (PIN codes)	●				●	●	●	●	●	●	●	●	●
Automatic deceleration	●				●	●	●	●	●	●	●	●	●
E-bar					○	○	○	○	○	○	○	○	○
Electronic fingertip controls	●				●	●	●	●	●	●	●	●	●
Emergency collision button	●				●	●	●	●	●	●	●	●	●
Emergency cut-off	●				●	●	●	●	●	●	●	●	●
Hour meter	●				●	●	●	●	●	●	●	●	●
On-board data terminal mount					○	○	○	○	○	○	○	○	○
Parking brake	●				●	●	●	●	●	●	●	●	●
Power/Electronic steering	●				○	○	○	○	○	○	○	○	○
Sensi-lift	●				●	●	●	●	●	●	●	●	●
Temporary speed reduction ('turtle' button)	○				○	○	○	○	○	○	○	○	○
Tiller arm steering	●				●	●	●	●	●	●	●	●	●
Smart Access (electronic card/fob)	○				○	○	○	○	○	○	○	○	○
Operator features													
Driver detection system	●				●	●	●	●	●	●	●	●	●
Driver-adapted programmable performance	●				●	●	●	●	●	●	●	●	●
Fixed sideguards	○				○	○	○	○	○	○	○	○	○
Flip-down driver platform	●				●	●	●	●	●	●	●	●	●
Folding sideguards	●				●	●	●	●	●	●	●	●	●
Non-platform model	○				○	○	○	○	○	○	○	○	○
Rear backrest/guard	○				○	○	○	○	○	○	○	○	○
Storage compartments	●				●	●	●	●	●	●	●	●	●
Writing table	○				○	○	○	○	○	○	○	○	○
Maintenance features													
Easy access for maintenance	●				●	●	●	●	●	●	●	●	●
Fault diagnosis facility	●				●	●	●	●	●	●	●	●	●
Historic fault log	●				●	●	●	●	●	●	●	●	●
Battery management features													
Battery change facility	○				○	○	○	○	○	○	○	○	○
Battery status indicator	●				●	●	●	●	●	●	●	●	●
Heavy-duty battery compartments	●				●	●	●	●	●	●	●	●	●
Special applications													
Coldstore version	○				○	○	○	○	○	○	○	○	○
EEx version (ATEX)	○				○	○	○	○	○	○	○	○	○



- Folding sideguards protect the driver but can be folded down for tight manoeuvring
- Flip-down driver platform allows long distance ride-on travel but also folds away for manoeuvring
- Integrated information display
- Easy access for maintenance

Load capacity: 1.25, 1.6, 2.0 t
@ 600 mm load centre
Maximum lift height: 5.4 m
Maximum battery capacity: 430 Ah

options





SSE135



SSE160D



BT Staxio S-series

Stand-in stackers

The BT Staxio S-series has been developed for applications where it is preferred that the operator is 'off the floor' working in a fully enclosed cab, while maintaining a standing position for speed and flexibility.

Double-pallet handling

BT Levio S-series 'L' models can carry two separate loads at the same time thanks to their elevating support arms (SSE135L: 675kg on support arms, 675kg on forks. SSE160L: 800kg on support arms, 800kg on forks).

Double-pallet vehicle loading/unloading

Designed with a narrow chassis of just 770 mm and without overhead guard for work in vehicles, the SSE160D is ideal for double-pallet loading and unloading. Like the SSE160L, it can carry 800 kg simultaneously on both support arms and forks.

Transverse driving position

The controls on BT Staxio S-series trucks are parallel to the forks, enabling the operator to drive comfortably in either direction, with clear and easy visibility.

Totalview concept

Designed with Toyota's Totalview concept, SSE models offer clear-view masts and a patented overhead mast design.

TPS-based reliability

Like all Toyota trucks, BT Staxio trucks are built according to the Toyota Production System, assuring the highest levels of quality, durability and reliability.

● standard ○ option

	Safety	Durability	Productivity	Driveability	BT Staxio SSE135	BT Staxio SSE135L	BT Staxio SSE160	BT Staxio SSE160L	BT Staxio SSE160D
Truck features									
Automatic parking brake	●				●	●	●	●	●
Bogie fork wheels			●		●	●	●	●	○
Clear-view mast	●				●	●	●	●	
Clear-view overhead guard	●				●	●	●	●	
Double pallet handling					○	○	○	○	●
Electronic braking system	●	●			●	●	●	●	●
Electronic regenerative brakes (motor)									●
Electronic speed control	●				●	●	●	●	
Elevating support arms						●		●	●
Load support	●				○	○	○	○	○
Controls and instruments									
180°+ steering					●	●	●	●	●
360° progressive steering	●				○	○	○	○	
Automatic deceleration	●				●	●	●	●	●
E-bar					○	○	○	○	
Electronic fingertip controls	●				●	●	●	●	●
Emergency cut-off	●				●	●	●	●	●
Hour meter					●	●	●	●	●
On-board data terminal mount					○	○	○	○	
Parking brake	●								●
Power/Electronic steering					●	●	●	●	●
Steering direction indicator					○	○	○	○	
Operator features									
Adjustable backrest	●								●
Driver detection system	●				●	●	●	●	●
Driver-adapted programmable performance									●
Low step-in	●				●	●	●	●	●
Storage compartments					●	●	●	●	●
Writing table					○	○	○	○	
Maintenance features									
Easy access for maintenance	●	●			●	●	●	●	●
Fault diagnosis facility		●			●	●	●	●	
Historic fault log		●			●	●	●	●	
Battery management features									
Battery change facility					○	○	○	○	○
Battery status indicator	●	●			●	●	●	●	●
Heavy-duty battery compartments					○	○	○	○	
Special applications									
Coldstore version	●	●			○	○	○	○	○
EEx version (ATEX)	●								○

- The visibility window adds to the S-series' high safety standards
- The battery on S-series models is seated on rollers with a built in battery table, allowing easy battery maintenance and battery exchange

Load capacity: 1.35, 1.6 t
@ 600 mm load centre
Maximum lift height: 6.3 m
Maximum battery capacity: 620 Ah

options





BT Staxio R-series

Rider-seated stackers

The BT Staxio R-series is designed for intensive stacking applications with lift heights up to 6.3m. The seated cab ensures driver comfort and safety over long shifts.

Transverse driving position

As in a reach truck, the controls on BT Staxio R-series trucks are parallel to the forks, enabling the operator to drive comfortably in either direction.

Totalview concept

Designed with Toyota's Totalview concept, SRE models offer clear-view masts and a patented overhead guard design.

TPS-based reliability

Like all Toyota trucks, BT Staxio trucks are built according to the Toyota Production System, assuring the highest levels of quality, durability and reliability.

● standard ○ option

	Safety	Durability	Productivity	Driveability	BT Staxio SRE135	BT Staxio SRE135L	BT Staxio SRE160	BT Staxio SRE160L
Truck features								
Automatic parking brake	●			●	●	●	●	●
Bogie fork wheels			●		●	●	●	●
Clear-view mast	●				●	●	●	●
Clear-view overhead guard	●				●	●	●	●
Double pallet handling					○	○	○	○
Electronic speed control	●			●	●	●	●	●
Elevating support arms					●		●	
Load support					○	○	○	○
Warning beacon	●				○	○	○	○
Working lights	●			●	○	○	○	○
Controls and instruments								
Adjustable BT Control console			●	●	●	●	●	●
Automatic deceleration	●				●	●	●	●
E-bar					○	○	○	○
Emergency cut-off	●				●	●	●	●
Hour meter					●	●	●	●
On-board data terminal mount			●	●	○	○	○	○
Parking brake	●				●	●	●	●
Pedals as in a car	●			●	●	●	●	●
Power/Electronic steering	●		●	●	●	●	●	●
Operator features								
Adjustable seat	●		●	●	●	●	●	●
Adjustable steering wheel	●		●	●	●	●	●	●
Driver detection system	●				●	●	●	●
Writing table			●	●	●	●	●	●
Maintenance features								
Easy access for maintenance		●	●		●	●	●	●
Fault diagnosis facility		●	●		●	●	●	●
Battery management features								
Battery change facility			●		○	○	○	○
Battery status indicator		●	●		○	○	○	○
Heavy-duty battery compartments			●		○	○	○	○
Special applications								
Coldstore version		●			○	○	○	○
EEx version (ATEX)	●				○	○	○	○

- Car pedal layout
- The E-bar universal mount for warehouse management devices such as PC terminals and barcode scanners

Load capacity: 1.35, 1.6 t
 @ 600 mm load centre
 Maximum lift height: 6.3 m
 Maximum battery capacity: 620 Ah

options



How we plan your operation

Toyota Material Handling has a clear approach to create effective and profitable relationships:

- Your local sales contact is your trusted business advisor for all handling and logistics operations, to support your activities at both the planning and operational phases
- Our challenge is to analyse and understand your requirements and find efficient handling solutions – in short to fulfil our commitment to 'Kaizen' – which means continuous improvement
- A complete range of Toyota products – counterbalance forklifts, hand pallet trucks, powered warehouse trucks, tow tractors and automated solutions

Financial options

A choice of financial options to suit your exact needs, including finance lease and fully-inclusive long term rental programmes

Quality approved used trucks are also available giving Toyota build-quality at a very competitive cost level


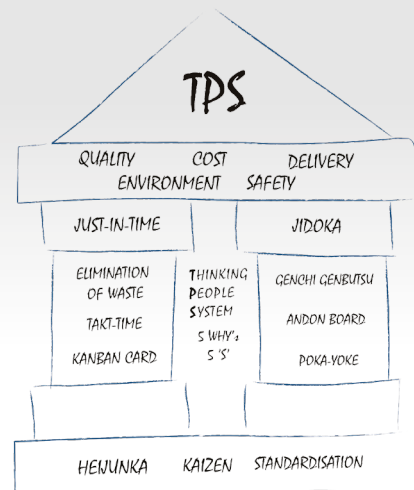
Forward planning with short-term hire options to handle peak periods of activity

How we build quality trucks

The Toyota Production System has a worldwide reputation for manufacturing quality products:

- Having identified the right equipment for your operations, you can be confident that it will be manufactured to the highest quality standards – that means reliability
- TPS is built around a process of continuous improvement (Kaizen) which is achieved by following a clear set of values
- All trucks are produced to ISO 14001 quality standards, ensuring minimum environmental impact
- Furthermore, one of the driving values within TPS is the elimination of waste at every stage of the process
- Over 90% of trucks sold by Toyota Material Handling in Europe are built within our European factories in Sweden, France and Italy

Toyota Production System – the strong foundation for quality in manufacturing

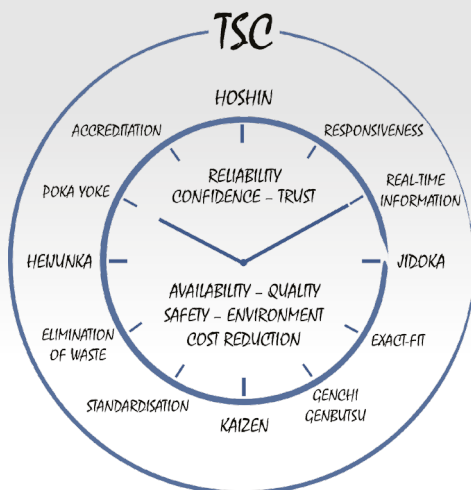


Taking care of you and your trucks

The Toyota Service Concept (TSC) has been developed on TPS principles and is unique in the industry:

- Service means total lifetime support – maintenance, repairs, Thorough Examination, back-up with extra trucks, driver training and management information
- Real-time information is one of the core values that makes Toyota's service concept unique. It means everyone in the process has instant on-line access to updated, integrated information – technical support, truck history, parts, truck availability and data for effective time and route planning
- TSC also means exact-fit in terms of parts and people, with structured training and accreditation processes
- Smart truck telemetry with GPRS/3G communication is also unique to Toyota, and available on almost every truck we produce. This allows better safety standards including driver management. With Toyota I_Site, complete fleet control for improved safety, efficiency and cost reduction is a reality

Toyota Service Concept –
for unique, forward-thinking
lifetime support



RELIABILITY
CONFIDENCE
AVAILABILITY
PRODUCTIVITY
QUALITY
SAFETY

These are the expectations of our customers, alongside cost efficiency, sustainability and respect for the environment.

We check these expectations by regularly talking to truck users in the UK through surveys, sales discussions and over 300,000 service visits every year.

We work with customers from one-off users up to the largest fleet operations.

Because our network extends across the UK we are always local.

Understanding customer needs is at the heart of our operations.

We call it CUSTOMER FIRST.

This page describes the unique processes that we follow, from working with you to plan your handling requirements, through building high quality reliable products, then delivering the best possible lifetime support.



For more information about:

- Toyota Production System (TPS)
- Toyota Service Concept (TSC)
- Finance and rental plans
- Service and parts support
- Smart truck technology
- Toyota I_Site fleet management
- Environment & sustainability policies

please ask your Toyota representative, or visit
www.toyota-forklifts.co.uk

One call takes care of all your materials handling needs



New & used trucks

0870 850 1409



National service

0870 850 1402



Short-term hire

0870 850 1403



Parts support

0870 850 1404



Operator training

0870 850 1405

Pictures used are for illustration purposes only. Availability and specifications are determined regionally, and are subject to change without notice. Please consult your Toyota Material Handling representative for details.

Toyota Material Handling UK
E: we.deliver@uk.toyota-industries.eu



@ToyotaMH_uk



/toyota-material-handling-uk



/ToyotaMHUK

www.toyota-forklifts.co.uk

TP-Technical Publications – 749712, 0614

TOYOTA

MATERIAL HANDLING